



District Report Card: 2017


| | |
|----------------------|---------------------------|
| State: Kerala | District: Palakkad |
| Class: 5 | Subject: Language |
| Schools: 61 | Students: 1426 |


Participation/Coverage


Students

| GENDER  | Boys | | Girls | |
|--|--------|-------|--------|-------|
| | Number | % | Number | % |
| | 757 | 53.09 | 669 | 46.91 |

| AREA  | Rural | | Urban | |
|---|--------|-------|--------|-------|
| | Number | % | Number | % |
| | 1260 | 88.36 | 166 | 11.64 |

| CATEGORY  | SC | | ST | | OBC | | GEN | |
|--|--------|-------|--------|------|--------|-------|--------|------|
| | Number | % | Number | % | Number | % | Number | % |
| | 217 | 15.22 | 36 | 2.52 | 1075 | 75.39 | 98 | 6.87 |

| CWSN  | LD | VI | HI | S&LD | ID | Oth |
|--|----|----|----|------|----|-----|
| | 1 | 2 | 0 | 6 | 1 | 55 |

| Management  | Government | | Government-aided | |
|--|------------|-------|------------------|-------|
| | Number | % | Number | % |
| | 550 | 38.57 | 876 | 61.43 |

Average Performance of Students in Language (%)

| Overall | Gender | | Area | | Management | | Social Group | | | |
|---------|--------|--------|-------|-------|------------|-------|--------------|-------|-------|-------|
| | Male | Female | Rural | Urban | Govt. | Aided | SC | ST | OBC | GEN |
| 59.83 | 58.01 | 61.88 | 59.35 | 63.41 | 59.50 | 60.03 | 59.23 | 42.78 | 60.29 | 62.38 |

Performance on Learning Outcomes (LOs)

| Learning Outcomes | Description | Average Performance(%) |
|-------------------|--|------------------------|
| L504 | Reads and comprehends independently storybooks, news items/ headlines, advertisements etc. | 51.35 |
| L508 | Reads text with comprehension, locates details and sequence of events | 64.07 |

| Range of Performance of Students who Answered Correctly | | | | | | | |
|---|------|-----------|-------|-----------|-------|-----------|-------|
| Below 30% | | 30% - 50% | | 50% - 75% | | Above 75% | |
| Number | % | Number | % | Number | % | Number | % |
| 102 | 7.15 | 364 | 25.53 | 622 | 43.62 | 338 | 23.70 |

Lowest Performing Learning Outcomes (LOs)

- 1 - Reads and comprehends independently storybooks, news items/ headlines, advertisements etc. (51.35)
- 2 - Reads text with comprehension, locates details and sequence of events (64.07)